

Name _____

First Grade Homework
For the week of October 21

This packet is due Friday, Oct.25. The spelling test will be on Friday, Oct. 25.


Directions:

1. Read daily for at least 15 minutes and complete the reading log. The weekly fluency can count towards the 15 minutes.
2. Work on the other attached worksheets. Complete at least one math and one language arts page each day.
3. Please have an adult check your work, and have them help you correct any errors.
4. Turn in completed packet on Friday.

My child has completed the homework and we have reviewed it together.

Parent Signature _____

First Grade Spelling Words
Theme 2 Week 2



1. leg
2. beg
3. men
4. hen
5. let
6. get
7. top
8. lot
9. no
10. some


Challenge words:
sled spend



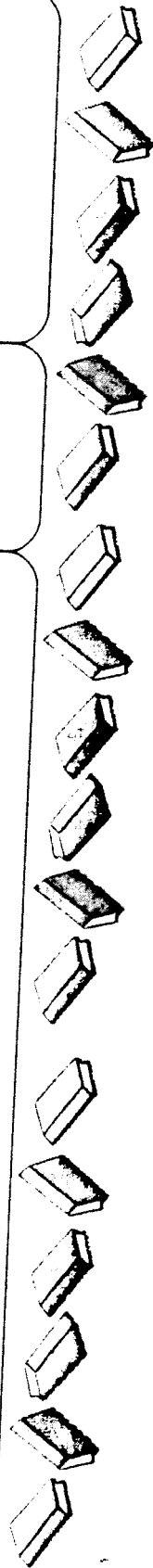
Reading Log

Once upon
a time

Please read with your child for 15 minutes each day



Sample	Book Title	Minutes	Adult Signature
Monday	My Friend Rabbit	15	
Tuesday	Book Title	Minutes	Adult Signature
Wednesday	Book Title	Minutes	Adult Signature
Thursday	Book Title	Minutes	Adult Signature



Spelling Homework

Write your spelling words three times each.

1. _____

2. _____

3. _____

4. _____

5. _____

6. _____

7. _____

8. _____

9. _____

10. _____

Write your spelling words in ABC order:

_____, _____, _____,


_____, _____, _____,

_____, _____, _____,

Name _____

**Read the question. Look at the picture.
Write the answer.**

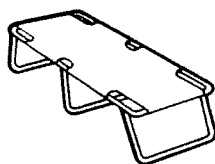
1. Is this a pet or a pot?



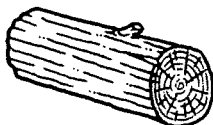
2. Is this a map or a mop?



3. Is this a cot or a cat?



4. Is this a leg or a log?



5. Is this a sock or a sack?



Name _____

A. Write words from the box to complete the poem.

two

her

they

One


_____ little bug,

Sits on _____ log.

She sees _____ frogs!

What do _____ say?

"Let's all play!"

B. Use words from the box to write two rhyming sentences.

Name _____

Look at each set of words.**One word in each set is spelled correctly.****Use a pencil to fill in the circle in front of that word.****Sample A is done for you.****Sample A:**☒ A. hat☐ B. hatt☐ C. haet1. ☐ A. hopp☐ B. hap☐ C. hop2. ☐ A. lot☐ B. lott☐ C. lat3. ☐ A. tep☐ B. top☐ C. topp4. ☐ A. owr☐ B. our☐ C. arre5. ☐ A. hott☐ B. hotte☐ C. hot6. ☐ A. they☐ B. thay☐ C. theye7. ☐ A. log☐ B. logg☐ C. loge8. ☐ A. hoag☐ B. hog☐ C. howg9. ☐ A. stopp☐ B. stop☐ C. stoped10. ☐ A. frog☐ B. frogg☐ C. frag

Name _____

The **main idea** tells what the story is about.

Read the story.

Pat and Pam like to play. They can jump. They can run.
They cannot bat. Pat and Pam are cats!

Read each sentence. Does the sentence tell the main idea? Write yes or no.

1. Pat and Pam cannot bat.

2. Pat and Pam can jump.

3. Pat and Pam like to play.

4. Pat and Pam can run.

Write the sentence that tells the main idea.

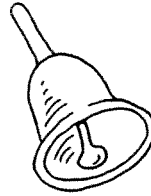
5. _____

Name _____

Circle the word that completes the sentence.
Then write the word on the line.

1. She has a _____.

hat ball bell




2. Ted is in a _____.

fish pen band



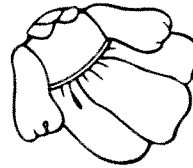
3. The hen sits on a _____.

net nest pan



4. Jen likes her _____.

dress vest bat



5. Ben is in his _____.

tent bed ten




Name _____

Fill in the sentences with words from the box.


Draw a line from each sentence to who said it.

Who some of No eat


1. Look at my box _____ shells.




2. I like to _____



3. _____ said, I sit on my limb?



4. _____, thank you.



5. Can I have _____?

